

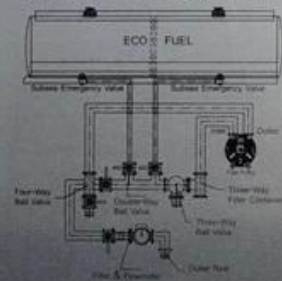
<b>Description</b>	Beiben 6X4 25cbm Fuel Tank Truck	
<b>Drive Model</b>	6x4	
<b>Fuel Type</b>	Diesel	
<b>Vehicle Main Dimensions</b>	Dimensions(L x W x H)mm	10580X2500X3420
	Wheel base (mm)	5050+1450
<b>Weight in KGS</b>	Curb Weight	12270
	GVW.	25000
<b>Engine</b>	Model	WP10
	Type	4-stroke direct injection , 6-cylinder in-line with water cooling, turbo-charging and inter-cooling
	Horse Power(HP)	371HP
	Emission standard	Euro III
<b>Gearbox</b>	10 forwards & 1 reverse	
<b>Fuel tank (L)</b>	350	
<b>Tire</b>	12.00R20, 10pcs + 1 spare	
<b>Number of axles</b>	3	
<b>Brakes</b>	Dual circuit compressed air brake	
<b>Tank</b>		
<b>Material</b>	Q235 carbon steel(Aluminum, stainless steel optional)	
<b>Tank Shape</b>	Trapezoidal cylindrical	
<b>Medium and density</b>	Petrol or diesel 700 kg/cbm -850 kg/cbm	
<b>Body Internal Dimension</b>	7810x2200x1755mm	
<b>Thickness</b>	6mm	

## 1. image below:

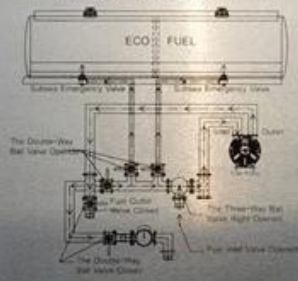




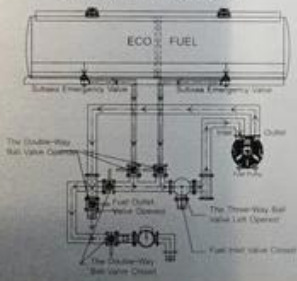
Double-Compartment Fuel Truck Pipeline System




Schedule of Pumping-In Course



Schedule of Pumping-Out Course



Schedule of Flowmeter for Pumping-Out



Whatsapp & Telephone: +86-18607222773 Email: [brenda@clclwtruck.com](mailto:brenda@clclwtruck.com)





Whatsapp & Telephone: +86-18607222773 Email: [brenda@clclwtruck.com](mailto:brenda@clclwtruck.com)



Whatsapp & Telephone: +86-18607222773 Email: [brenda@clclwtruck.com](mailto:brenda@clclwtruck.com)